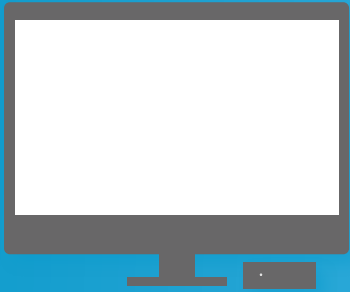



IP-MobileCast™ Viewing Guide



ON YOUR: TV with Set-top Box



Smartphone or Tablet



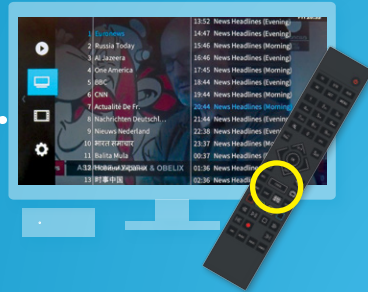
(Android or iOS)

Computer



(Any PC or Mac)

CONNECT WITH: Set-top Box



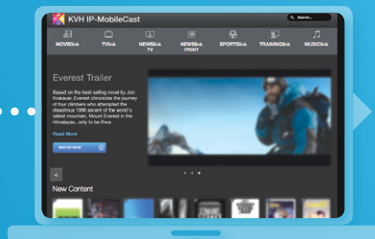
The Set-top Box comes pre-loaded with the IP-MobileCast service. Use the **Portal** button on the remote control to navigate to the IP-MobileCast menu to start enjoying the service. (*NEWSlinkPRINT cannot be viewed on a TV.*)

IP-MobileCast App



First download the FREE IP-MobileCast app from the Apple App Store or Google Play Store (*Internet access required for app download*). When onboard, connect to the IP-MobileCast Wi-Fi network and launch the app to start enjoying the service.

ipmobilecast.com



Connect to the IP-MobileCast Wi-Fi network onboard, open your device's browser and visit the site **ipmobilecast.com** (*no Internet access required*) to start enjoying content.

TO WATCH: Viewable Content¹



NEWSlink™ TV	✓	✓	✓ ²
NEWSlink™ PRINT		✓	✓
SPORTSlink™	✓	✓	✓ ²
MOVIElink™	✓	✓	✓ ²
TVlink™	✓	✓	✓ ²
MUSIClink™	✓	✓	✓ ²
TRAININGlink™	✓	✓	✓ ²

¹ You can only access content that is included in your vessel's subscription.
² Currently only viewable on a PC running Windows 7 or later and Internet Explorer 11.

IP-MobileCast is on



Wi-Fi network

This network may require a login. If network is not available or you do not have access, contact your ship's system administrator.